



► Evolutive design

► Completely self-contained

► Removable from the carrier

► Multipurpose carrier

► Completely road legal

## Cold Air Blower For Rail Applications

Sourcewell  
Formerly NJPA  
Awarded Contract  
Contract # 080818-RPM



## An Evolutive Design

On the market for over 25 years, the AF1 cold air blower system has proven to be an effective snow fighting machine and has become the backbone of railway maintenance operations of major companies and transit authorities. With its 860 km/h (535 mph) wind velocity and 19,500 cfm airflow, the AF1 clears accumulating snow, ice and hard-packed snow from tracks, third rails, and switches without creating any condensation.

The AF1 EVO version provides flexibility to save time and increase equipment usability. The EVO allows driving on public roads without special permits, enabling you to clean and prepare different rail sites with a single man. In addition, the AF1 EVO unit can be easily removed as a complete module from the carrier to use the truck with other seasonal maintenance tools.

## Self-Contained and Removable Module


The AF1 EVO is completely independent from the carrier and can be removed in less than 2 hours. The module includes:

- Separated hydraulic system
- Dedicated fuel and DEF tanks
- Support legs
- One quick disconnect communication cable

## Multipurpose Carrier

The AF1 EVO can be mounted on any commercial carriers that meet requirements. Our standard carrier is the Peterbilt 520 which is a rugged utility truck available in single and tandem axle configurations. Once the AF1 EVO module is removed, the carrier can be put at work all year round when equipped with other deck truck equipment such as:

- Lifting cranes
- Grapple hooks
- Lubricant and de-icer spreader



The AF1 EVO carrier is equipped with front and rear Hi-Rail systems.

## Nozzle Positioning for Working and Traveling Mode



### Working Mode

- The adjustable nozzle is positioned in front
- Automatic sweeping operation mode or controlled by a joystick
- Maximum speed of 38 km/h (24 mph)



### Traveling Mode

- The nozzle is positioned and locked in the rear
- Automatic positioning of the nozzle for traveling
- Maximum speed of 90 km/h (56 mph)





### Operator Safety

The AF1 EVO includes many features reducing risks of accidents such as:

- Doesn't require additional personnel on the ground to guide operations
- Access to regular maintenance items from a catwalk with railing
- A smart level analysis system prevents the vehicle to turn over on its side if imbalanced conditions occur

### 8 Hours of Fuel Autonomy

The blower module has its own fuel tank, independent from the carrier.

- Avoid accidental carrier running-on-empty situations
- Increase productivity



### High Efficiency Design

The powerful air jet is generated by a three-stage high-performance centrifugal fan driven by a diesel engine via a clutch.

- Complete power transmission from the engine
- Require less maintenance
- Lower fuel consumption

### Intuitive Operation

The large display screen gives the operator a fast read of the cold air blower's operating parameters. An easy-to-use joystick controls the nozzle movements and airflow.



### Ideal to Maintain:

- Switches
- Third rails
- Crossings
- Tracks
- Loading platforms/bridges

### Ideal to Clear:

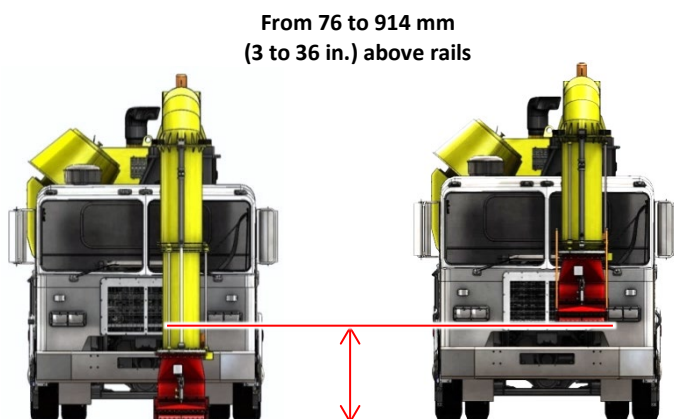
- Snow
- Ice
- Dust
- Rocks / rubble
- Debris

### RPM Tech Advantages:

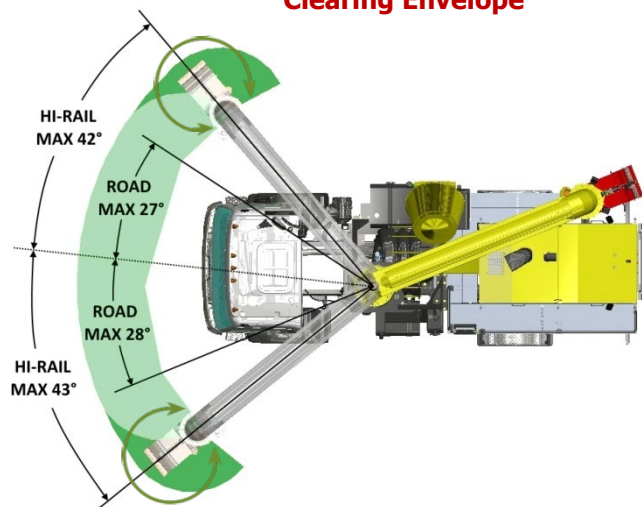
- Heavy duty construction
- Engine design audited by Caterpillar®
- Weather-resistant electrical components
- Original designer of cold air blowers. The first model was introduced in 1985
- More than 55 years of experience designing and manufacturing snow-removal equipment

# AF1 EVO Technical Specifications

## Nozzle Vertical Mobility



## Clearing Envelope



### AIR SPEED

- Up to 860 km/h (535 mph)

### AIRFLOW

- Created by a three-stage centrifugal high-performance blower
- Up to 9,21 m<sup>3</sup>/s (19,500 CFM)

### AIR NOZZLE MANEUVERABILITY

- Can be directed left or right
- Variable nozzle angles of attack
- Can be raised from 76 to 914 mm (3 to 36 in.) above rails
- Hydraulically controlled
- Automatic sweeping operation mode

### OPERATING SPEED

- 0 - 90 km/h (0 - 56 mph) traveling speed on roads
- 0 - 38 km/h (0 - 24 mph) operating speed on tracks

### BLOWER POWER GROUP

- 310 kW (416 hp) Caterpillar® C9.3 turbocharged, Tier 4 Final Diesel engine with electronic regulators
- Fuel tank capacity: 348 L (92 gal)
- Industrial gear box
- Multi-disc clutch with a speed increaser

RPM Tech Inc. reserves the right to change specifications and design features without notice.

### MULTI-PURPOSE CARRIER SELECTION

#### Peterbilt 520, Rear Single Axle

- Mounted with front and rear hi-rail systems
- Single axle, compliant to axle load:
  - Front axle capacity GVWR: 8 165 kg (18 000 lbs)
  - Rear axle capacity GVWR: 10 433 kg (23 000 lbs)

#### DIMENSIONS (Transport Mode)

- Overall width: 2540 mm (100 in.)
- Overall height: 3821 mm (150 7/16 in.)
- Overall length: 8179 mm (322 in.)

#### UNIT WEIGHT (Single Axle)

- 14 515 kg (32 000 lb) approx.

#### Peterbilt 520, Rear Tandem Axles

- Mounted with front and rear hi-rail systems
- Tandem axles, compliant to axle load:
  - Front axle capacity GVWR: 8 500 kg (18 740 lbs)
  - Rear axle capacity GVWR: 18 144 kg (23 000 lbs)

#### DIMENSIONS (Transport Mode)

- Overall width: 2540 mm (100 in.)
- Overall height: 3821 mm (150 7/16 in.)
- Overall length: 9066 mm (357 in.)

#### UNIT WEIGHT (Double Axle)

- 17 237 kg (38 000 lb) approx.

Contact your representative for full details



A Trademark of Tenco Inc.

Sales Office  
Laval, QC Canada

Tel.: **1.450.687.3280**  
**1.800.631.9297**  
(North America)

**info@rpmtechgroup.com**